


Assignments

August 2011



This document is intended for restricted use only.

Infinite Campus asserts that this document contains proprietary information that would give our competitors undue advantage should they come into possession of any part or all of it. As such, this document cannot be publicly disclosed unless so ordered by a court of competent jurisdiction.

©2010 Infinite Campus, Inc. All rights reserved.

INFINITE CAMPUS and Transforming K12 Education are registered trademarks of Infinite Campus, Inc. The INFINITE CAMPUS logo is a trademark of Infinite Campus, Inc. This publication, or any part thereof, may not be reproduced or transmitted in any form or any means, electronic or mechanical, including photocopying, recording, storage in an information retrieval system, or otherwise, by anyone other than Infinite Campus, Inc. without written permission of Infinite Campus, Inc., 4321 109th Avenue NE, Blaine, MN 55449, tel. (651) 631-0000, email info@infinitecampus.com.

Assignments

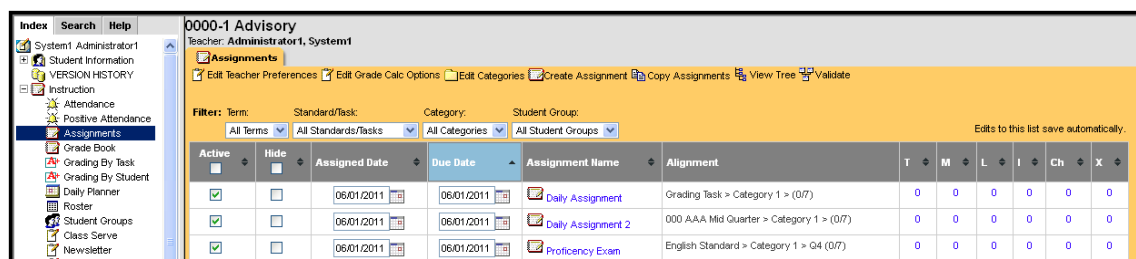
[Overview](#) | [Assignment Tool Navigation](#) | [Automatic Validation](#)

i Information on this page relates to features released with the [Release Pack .1126 \(June 2011\)](#).

Overview

PATH: *Instruction > Assignments*

The Assignments tool is used for creating and managing assignments as well as setting up grade calculations.



When using the Assignment Tool for the first time, complete these tasks in the following order:

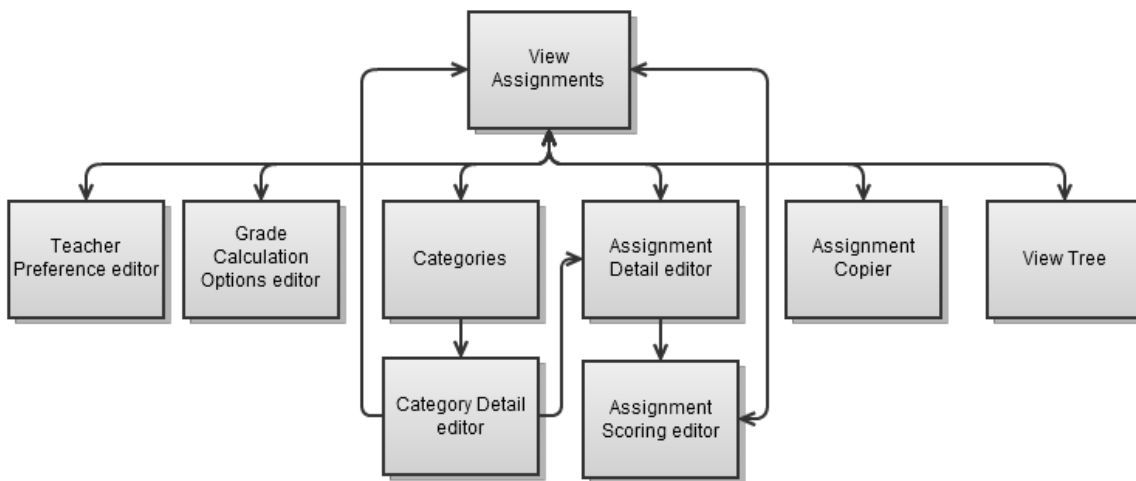
1. Review the topic [Methods for Calculating Grades](#) to become familiar with Campus parameters that must be set for commonly used grading methods.
2. Define preferences on the [Teacher Preference editor](#).
3. Define grading options on the [Grade Calculation Options editor](#).
4. Set up [Categories](#).
5. Enter [Assignments](#).

For more information about the Assignment tool pages and editors available, see the following topics:

- [Assignment Copier](#)
- [Categories](#)
- [Grade Calculation Options](#)
- [Managing Assignments](#)
 - [Managing Assignments \(.1126 and previous\)](#)
- [Methods for Calculating Grades](#)
- [Teacher Preferences](#)
- [Tree View](#)
- [View Assignments](#)

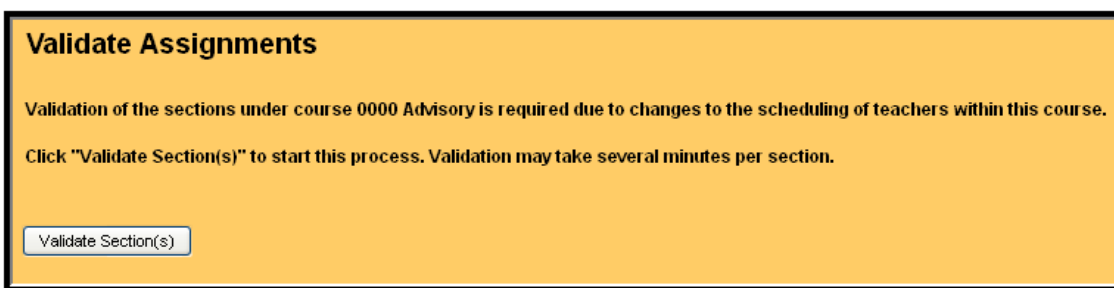
Assignment Tool Navigation

The following diagram illustrates the pages and editors that are available in the Assignment tool.



Automatic Validation

At times, changes made to the scheduling of teachers in sections will require teachers to validate their sections. With the release of the .1130 Release Packs, user notification of this requirement is automatic when changes are made. In this case, a message screen titled "Validate Assignments" will appear when the teacher opens the Assignments tab.



Click **Validate Section(s)** to validate the necessary sections and move on to the Assignments tab. See the [Validating Assignments Section](#) of the Managing Assignments article for more information.